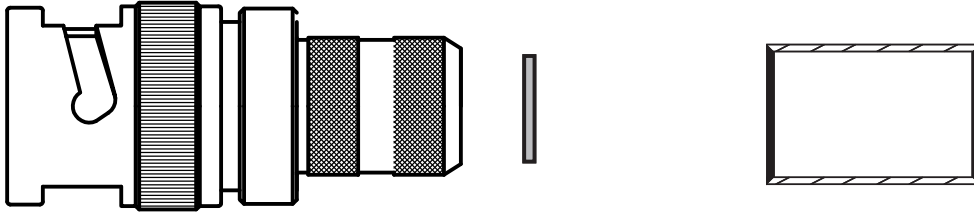


Technical Data sheet

Coaxial Connector
BNC-(m) EZ-Connector - Crimp/Solderless

03.03.089



Site 1: BNC-male
Cable Types: FF400, LMR400, H2000, HF400, CNT400

Electrical characteristics

Impedance	50 Ω
FrequencyRange	DC - 4.0 GHz
VSWR	≤ 1.2 (0-3 GHz)
Intermodulation (PIM)	≤ -140 dBc (2x43dBm)
RF Leakage @ 1GHz	≥ 100 dB
Dielectric withstanding voltage (at sea level)	1500V
Working Voltage (at sea level)	400V
Insulation resistance	≥ 5000 M Ω

Mechanical characteristics

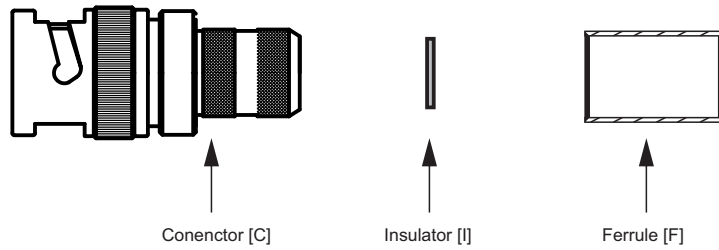
Coupling nut torque (recommended)	Hand lock
Coupling nut retention force	445 N
Durability (matings)	≥ 500
Temperature range	-45°C to +125°C

Type	Material	Plating
Center Conductor	Brass	Gold
Insulation	PTFE	-
Body	Brass	Ternary-Alloy (CuZnSn)
Gaskets	Silicone	-

ASSEMBLY INSTRUCTION

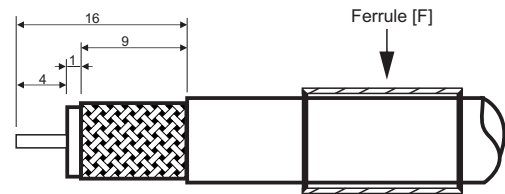
Coaxial Connector
BNC(m) EZ-Connector - Crimp/Solderless

03.03.089



STEP 1

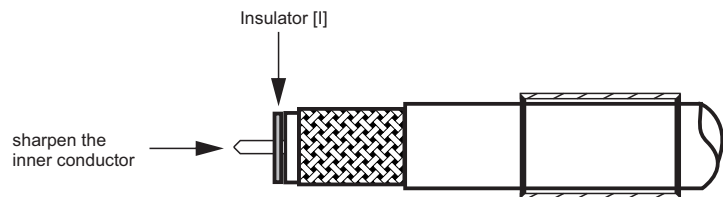
- Slide the ferrule over cable
- Strip as shown



ALL DIMENSIONS IN MILLIMETERS

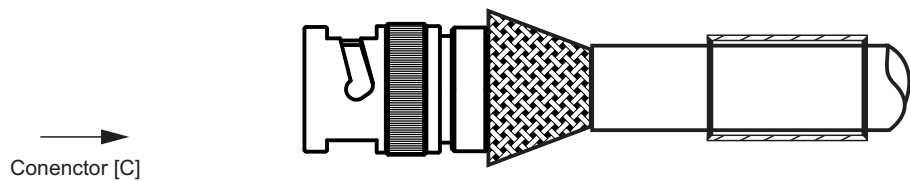
STEP 1

- Inner conductor needs to be absolutely straight and free of fin
- Slide the Insulator onto the inner conductor



STEP 1

- Flare out braid away from foil back to the jacket
- Slide the Connector onto the cable between foil and braid



STEP 1

- Slide the ferrule over cable
- Crimp with 10.9mm HEX

